

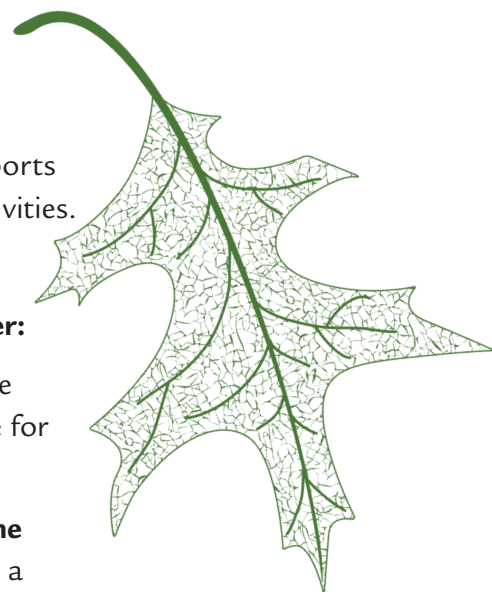
Homeschool Parent Planner

How to use this planner

Use this student planner to keep track of your child's school work, sports practice and classes, course end dates, vacation dates, and social activities. The more you use it, the more useful it will become.

Here's a quick overview to help you get the most out of this planner:

- You can start using this planner at any time. Write the date in the "Week of _____" column. You might also want to write the date for each day.
- At the beginning of each week, **look over the assignments for the week** in each subject and schedule them throughout the week in a way that works best for your family.
- At the end of the week, **move uncompleted projects** onto the next week's schedule.
- **Be realistic when filling in** the weekly schedule so you and your child do not feel rushed when doing assignments.
- For larger projects or long-term projects, **break it down into smaller tasks** and schedule each task in the planner. Make a note of the project's due date and then work backwards to make sure your student has time to get all the pieces done.
- **Check off or cross out each task** as it is completed. Use a system that makes it obvious at a glance what has already been taken care of and what still needs to be done.
- If you are submitting work to a teacher, **note when submissions are due** and give yourself a reminder a few days ahead of time to begin compiling the work portfolio.



Each night reflect on your day. What inspired your child? When was he or she most happy during the day? Where did challenges arise? Use these reflections to help shape the next day's work.



Week of

Materials needed

	Monday	Tuesday	Wednesday
Language Arts			
Social Studies			
Science			
Math			
Extras			

Thursday	Friday	Saturday/Sunday

Language Arts


Social Studies

Science

Math

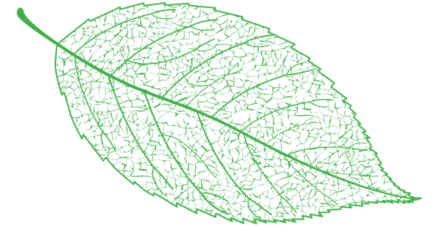

Extras

Starting the new school year with positive communication and an excitement for learning is key to a rewarding, successful experience for both you and your children.



Learning Targets

These academic learning targets provide a general idea of the benchmarks typical in grades K-4. Every child will learn and grow at a different rate. This list can be used to support your child's learning, in whatever form or timeline it takes.



Don't feel you have to do every single thing in the curriculum every week. If your child needs a break from reading, read aloud the week's assignments for him or her. If your child needs a break from writing, see if some of the assignments can be done orally.

Language Arts

KINDERGARTEN	GRADE 1	GRADE 2	GRADE 3	GRADE 4
Retells story events in sequence using specific details	Writes a brief story summary	Creates an original story	Identifies parts of speech (nouns, verbs, adjectives, and adverbs)	Identifies story components (character, setting, story problem, conflict, and resolution)
Identifies letter sounds at the beginning of words	Differentiates between long and short vowel sounds, and consonants and consonant blends	Writes a descriptive paragraph	Writes paragraphs with 3-5 sentences using topic sentences, supporting details, and concluding sentence	Writes a short story with distinct characters, detailed setting, and plot arc
Prints letters in upper case form	Prints words legibly in upper and lower case letters	Writes sentences legibly	Identifies root word and suffixes	Demonstrates revision, editing, and proofreading skills
Places letters in alphabetic order	Demonstrates word recognition	Recognizes a variety of words on sight	Corrects errors to own writing	Writes legibly in print and cursive
Memorizes and recites verses	Speaks with clear diction	Reads aloud with confidence	Displays good posture, diction, and expression in recitations	Read aloud with confidence and expression

